

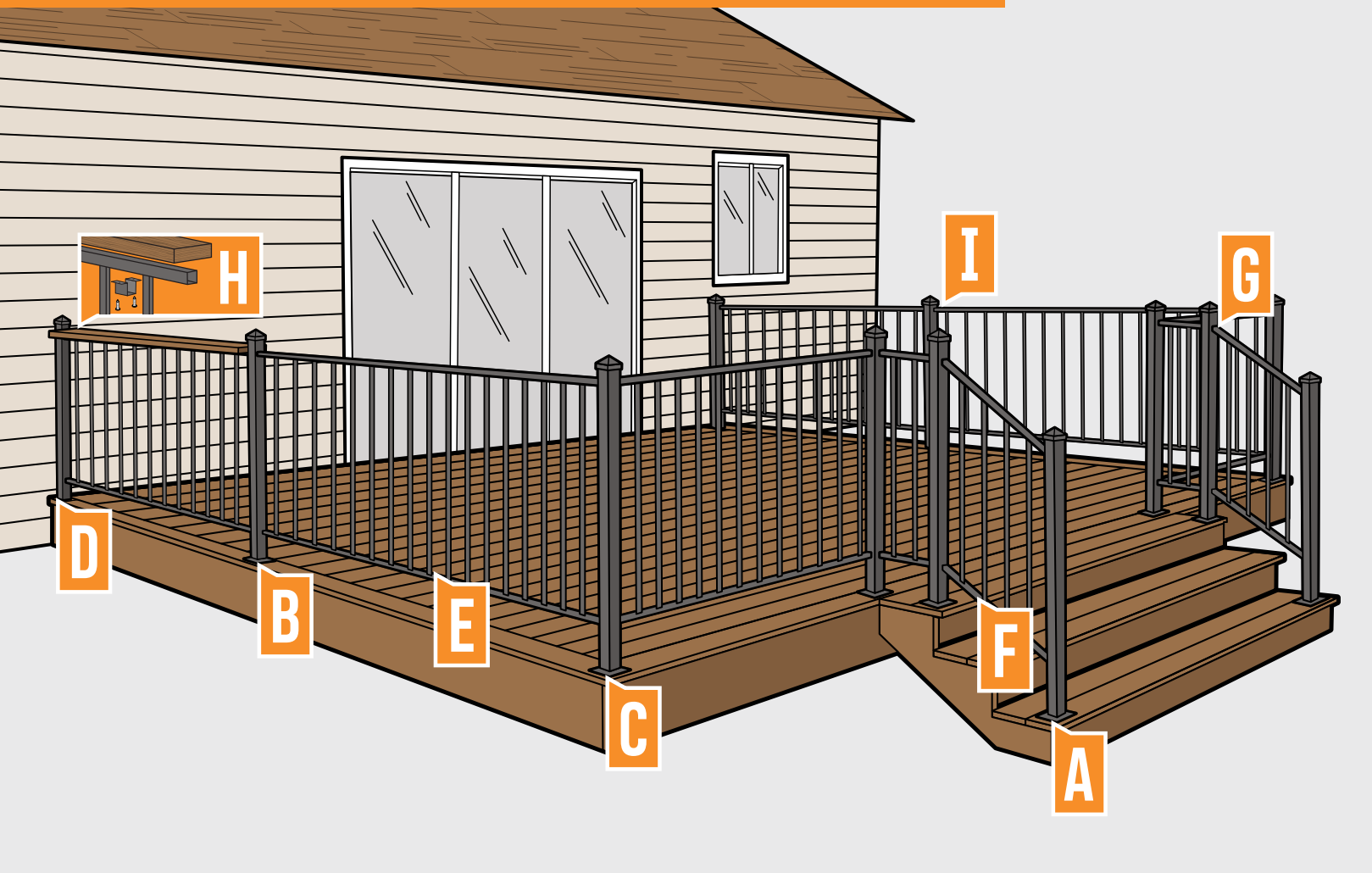
# CINCH<sup>®</sup>

## PRE-ASSEMBLED STEEL RAILING SYSTEM



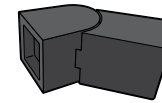
[WWW.CINCHRAILING.COM](http://WWW.CINCHRAILING.COM)

# POST & RAIL ORDERING GUIDE



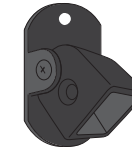
## BRACKET & HARDWARE OPTIONS

G



BRACKET KIT FOR STAIR OR LEVEL ANGLE RAIL  
4 brackets per kit

G



HEAVY DUTY STAIR BRACKET KIT  
4 brackets per kit

I

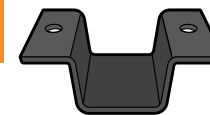


HEAVY DUTY LEVEL BRACKET KIT  
4 brackets per kit




HEAVY DUTY LEVEL ANGLE BRACKET KIT  
4 brackets per kit

H



TOP CAP FLUSH BRACKET KIT  
4 brackets per kit



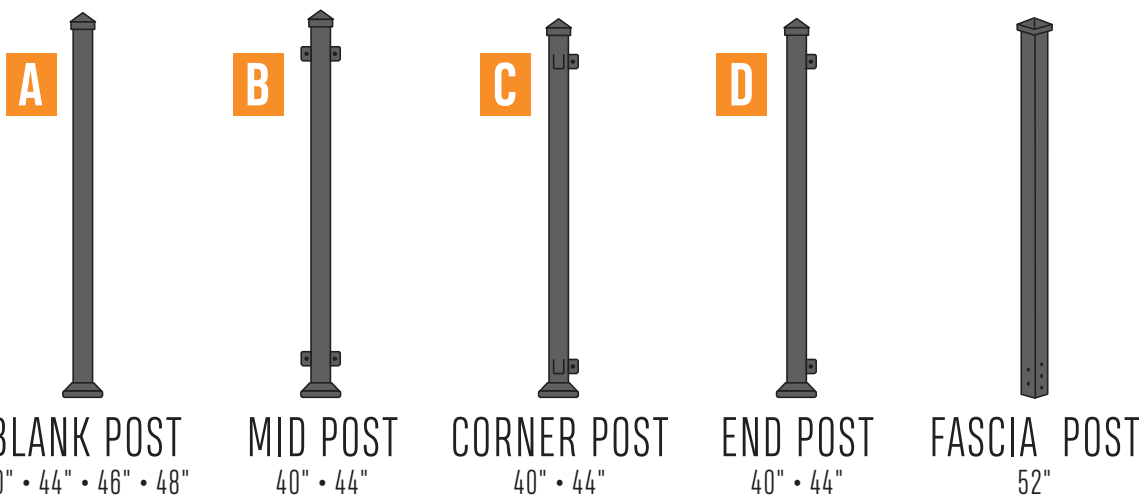
FASCIA POST BRACKET KIT  
2 brackets per kit



More images of installed Cinch Railing can be found at [cinchrailing.com/gallery](http://cinchrailing.com/gallery)

## POST OPTIONS

Available in 2" x 2" and 3" x 3" sizes with a range of heights to fit your needs. Factory welded level brackets for quick and easy install. Post cap, Post Skirt included. Fasteners to attach railing included with pre-welded bracketed posts. Hardware to attach post to deck or concrete not included.



BLANK POST  
40" • 44" • 46" • 48"

MID POST  
40" • 44"

CORNER POST  
40" • 44"

END POST  
40" • 44"

FASCIA POST  
52"

brackets not included  
only available in 2" x 2"  
3" x 3" coming soon

## FINISHES



Triple Coat  
Satin Black

## PANEL OPTIONS

Factory assembled and finished for easy installation.



LEVEL RAIL PANEL ▲

34" Height – 6' • 8' • 10' Lengths


40" Height – 6' • 8' Lengths

Maximum span 8'. 10' panels are for at grade use or to be cut to lengths 8' or shorter.

STAIR RAIL PANEL ▶

34" Height – 6' • 8' Lengths


40" Height – 8' Length



- Factory welded Rail Panels have a top and bottom rail size of 1" and are 15 gauge steel with 5/8" 18 gauge balusters
- Post are 14 gauge steel

## GATE OPTIONS

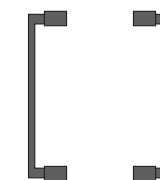
Pre-assembled gates or kits to create custom widths.



PREASSEMBLED GATE

34 1/2" Wide • 34" High

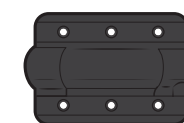
34 1/2" Wide • 40" High




CUSTOM SIZE GATE KIT

34" • 40" Heights

Requires Rail Panel  
Sold Separately  
2 gates ends per kit



Self Closing  
HINGE SET



GATE LATCH

## POSTS

DESCRIPTION	SATIN BLACK
2" x 2" x 44" Mid Post Assembly for 42" Rail with 2" bottom space	30002
2" x 2" x 44" End Post Assembly for 42" Rail with 2" bottom space	30019
2" x 2" x 44" Corner Post Assembly for 42" Rail with 2" bottom space	30026
2" x 2" x 40" Mid Post Assembly for 38" Rail with 4" bottom space	30033
2" x 2" x 40" End Post Assembly for 38" Rail with 4" bottom space	30040
2" x 2" x 40" Corner Post Assembly for 38" Rail with 4" bottom space	30057
2" x 2" x 40" Blank Post Assembly for 38" Rail – Brackets sold separately	30064
2" x 2" x 44" Blank Post Assembly for 42" Rail – Brackets sold separately	30071
2" x 2" x 46" Blank Post Assembly – Brackets sold separately	30088
2" x 2" x 48" Blank Post Assembly – Brackets sold separately	30095
2" x 2" x 52" Fascia Mount Post – Brackets sold separately	30101
3" x 3" x 44" Mid Post Assembly for 42" Rail with 2" bottom space	30118
3" x 3" x 44" End Post Assembly for 42" Rail with 2" bottom space	30125
3" x 3" x 44" Corner Post Assembly for 42" Rail with 2" bottom space	30132
3" x 3" x 40" Mid Post Assembly for 38" Rail with 4" bottom space	30149
3" x 3" x 40" Corner Post Assembly for 38" Rail with 4" bottom space	30156
3" x 3" x 40" End Post Assembly for 38" Rail with 4" bottom space	30163
3" x 3" x 40" Blank Post Assembly for 36" - 38" Rail – Brackets sold separately	30170
3" x 3" x 44" Blank Post Assembly for 42" Rail – Brackets sold separately	30187
3" x 3" x 46" Blank Post Assembly for 36" - 44" Rail – Brackets sold separately	30194
3" x 3" x 48" Blank Post Assembly – Brackets sold separately	30200

## PANELS

DESCRIPTION	SATIN BLACK
6'x34" Level Rail Panel – Square Baluster	30422
8'x34" Level Rail Panel – Square Baluster	30439
10'x34" Level Rail Panel – Square Baluster	30446
6'x34" Stair Rail Panel – Square Baluster	30453
8'x34" Stair Rail Panel – Square Baluster	30460
6'x40" Level Rail Panel – Square Baluster	30477
8'x40" Level Rail Panel – Square Baluster	30484
8'x40" Stair Rail Panel – Square Baluster	30491

## GATES

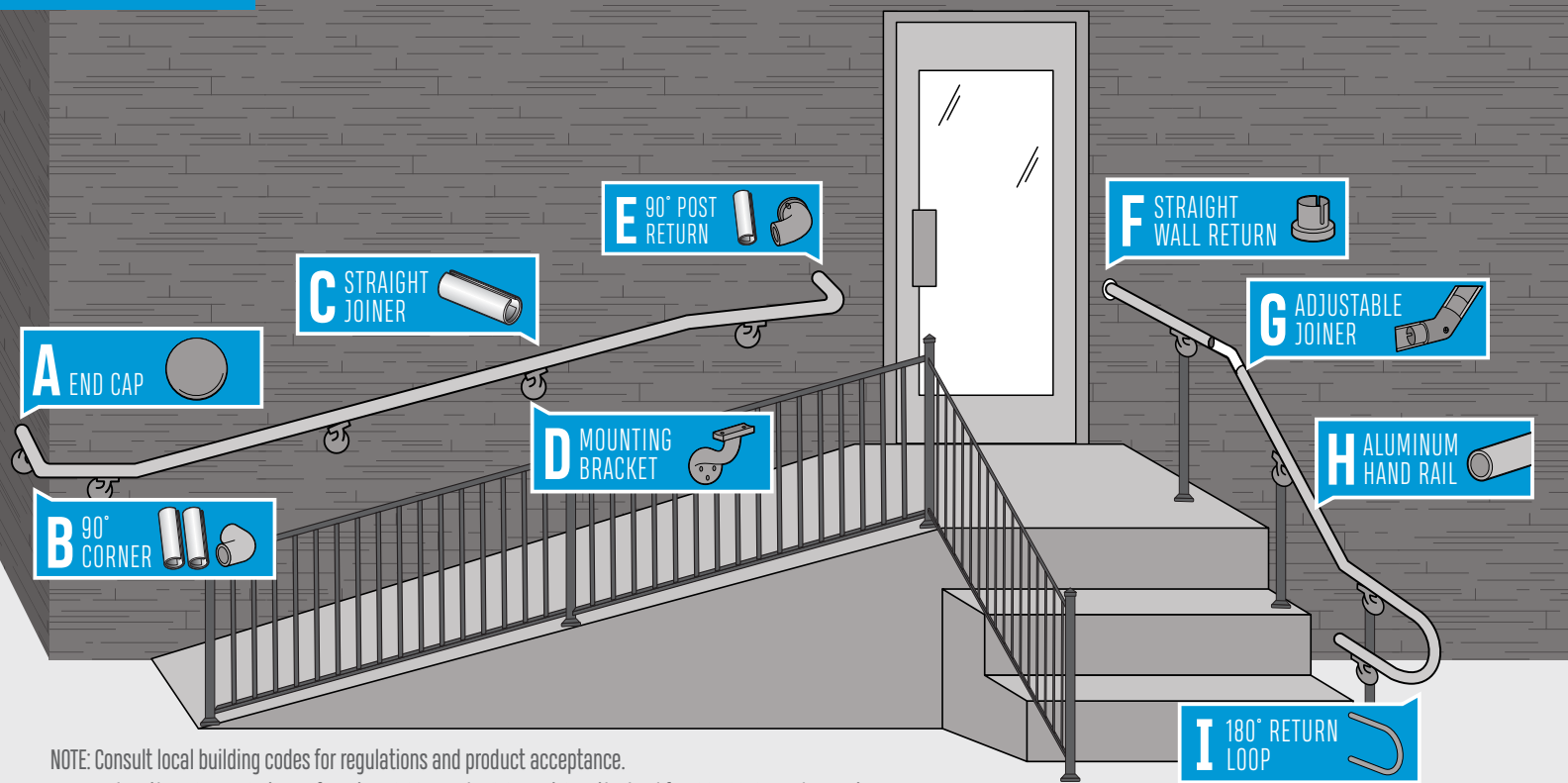
DESCRIPTION	SATIN BLACK
Gate, assembled for 38" rail – 36" finished opening	30811
Gate, assembled for 42" rail – 36" finished opening	30828
Gate Kit (ends) for 38" rail – Custom Width – Purchase Rail Panel Separately (2 gate ends per set)	30835
Gate Kit (ends) for 42" rail – Custom Width – Purchase Rail Panel Separately (2 gate ends per set)	30842
Self Closing Hinge Set (set of 2)	53576
Gravity Latch – BLACK STEEL	30903

## BRACKETS

DESCRIPTION	SATIN BLACK
Bracket Kit for Stair or Level Angle Rail – (set of 4)	30590
Fascia Post Bracket Kit – mounting hardware not included – (set of 2)	30606
Top Cap Flush Bracket Kit (set of 4)	30699
Heavy Duty Level Bracket kit (set of 4)	30644
Heavy Duty Stair Bracket kit (set of 4)	30651
Heavy duty Level Angle Bracket kit (Set of 4)	34520

Factory assembled and finished rail sections for quick and easy DIY installation

# ADA RAILING ORDERING GUIDE



NOTE: Consult local building codes for regulations and product acceptance.  
Approved Testing ASTM E985 to conform to IBC 2015 and IRC 2015 at 2.5x the load for ICC AC273 requirements.

- A** Seal ends of rails for a finished look.
- B** No miter cuts needed with the 90° corner. No Miter cuts.
- C** To connect hand rail lineals, internal joiners give a solid and smooth connection.
- D** Sturdy brackets provide support for rails on walls or posts.
- E** Terminate a rail at any wall or post with a 90° post return.
- F** End your railing at a post or wall with a straight wall return.
- G** Create an angle of 0-90 deg with our external adjustable joiner.
- H** 1½" Diameter rails are available in three lengths – 80" • 104" • 120"
- I** Return railing back past post with the 180° return loop.

## AVAILABLE FINISHES

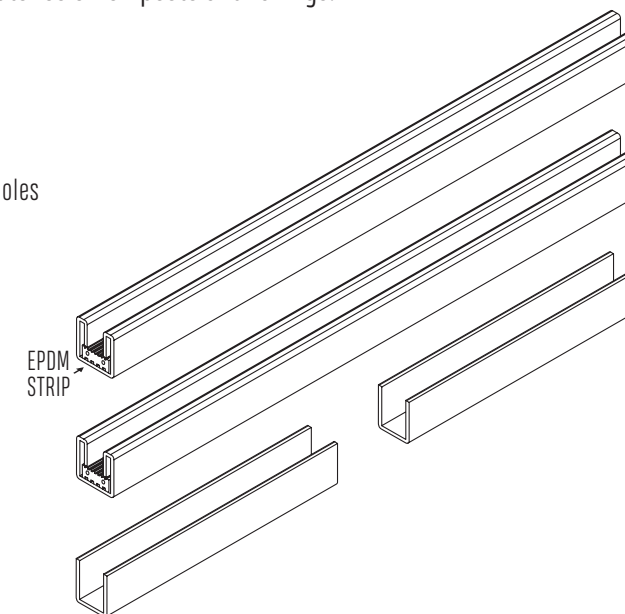


DESCRIPTION	SATIN BLACK
1½" x 80" Aluminum Lineal	00112
1½" x 104" Aluminum Lineal	00129
1½" x 120" Aluminum Lineal	00136
180° Return Loop	00143
Mounting Bracket	00150
90° Post Return – joiner included	00167
Straight Wall Return	00174
External Adjustable Joiner	00181
90° Corner includes – includes 2 joiners	00198
End Cap	00204
Internal Straight Joiner (no color) – 00495	

## WILD HOG RAIL KIT

Available in 6' and 8' widths to fit your railing needs.  
Designed to work with a wide range of Wild Hog panels.  
Textured black satin finish matches CINCH posts and railings.  
All fasteners included.

**BOX CONTAINS:**  
1 - 1" x 8' Top Rail  
1 - 1" x 8' Bottom Rail with weep holes  
2 - 3/8" x 34" side tracks  
2 - 8' EPDM strips  
50 Hog Tusks (for use with 6ga. only)  
Fasteners  
Install instructions

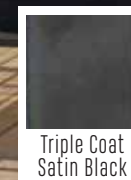


# CINCH



FOR USE WITH WILD HOG PANELS

COMPATIBLE WITH THESE WILD HOG PANELS



DESCRIPTION	SATIN BLACK
Cinch/Wild Hog Rail Kit 6'	53149
Cinch/Wild Hog Rail Kit 8'	53156

# LIMITED WARRANTY



CINCH Products warrants that the steel railing product, CINCH, will be free from defects in material and workmanship, when installed at single-family residential properties only, for a fifteen (15) year period. For any other type of building or property, including those owned or occupied by corporate, public, civic and religious groups such as corporations, governmental agencies, partnerships, trusts, churches and other religious organizations, schools, condominiums, homeowner associations, cooperative housing arrangements and apartment buildings, a limited warranty covers a ten (10) year period. Warranties are not transferrable.

Manufacturing defects, including defects in material and workmanship such as cracking, blistering, peeling, corrosion or abnormal fading under normal weather and atmospheric conditions are covered under this warranty. (Since all products experience some degree of fading over time after exposure to outdoor conditions, abnormal fading is considered to be a variation exceeding Delta 5 on the Delta E color measurement scale. Degrees of fading will vary depending on geographic location, air pollution, UV and salt exposure, as well as other factors.)

Not covered under this warranty are damages resulting from misuse, improper storage, handling, or installation, impact of foreign objects, fire, earthquake, tornado, flood, hurricane, lightning, hail, high winds or other casualties or acts of God. Damage resulting from movements, distortion, collapse or settling of ground or structure on which the railing is installed is not covered, nor is weathering or discoloration due to UV or temperature, pollutants and chemicals, staining from foreign substances, or exposure to salt water in the absence of proper care and maintenance. Product installed within 1 mile or less from a saltwater coastline is limited to coverage for 1 year from the date of purchase. Additionally, other steel or metal products that are not manufactured under the CINCH name or that are not manufactured for specific use in railing applications are not covered by this limited warranty.

This limited warranty is valid beginning on the date of purchase. CINCH Products will pay for reasonable documented labor charges incurred within the first two (2) years from purchase for the removal of defective or non-conforming product and reinstallation of new CINCH product. Beyond those restrictions, this limited warranty does not cover costs of removal or disposal of product or reinstallation of replacement product. Should you consider your CINCH product defective under warranty, send an email to [warranties@cinchrailing.com](mailto:warranties@cinchrailing.com). Written notice must be received within thirty (30) days of discovering the defect and you must show original proof of purchase receipt. Other documentation such as pictures and/or samples of the defective product will be required. In the event the product is determined to have a manufacturer defect in material or workmanship, the product will be replaced with new product or equivalent substitute comparable in quality or price range.

CINCH Products reserves the right to discontinue or modify any of its products without notice. CINCH Products does not warrant any replacement products to be an identical match to the original product, as normal weathering and aging of the original product is unavoidable and will result in a variant from the original finish of replacement product.

To activate this warranty, mail the completed registration card to CINCH Product at the address below. Registration cards can be downloaded or filled out on the website at [cinchrailing.com](http://cinchrailing.com). Registration must be completed within thirty (30) days from the date of purchase for the warranty to be valid.

Except as expressly set forth in the warranty, CINCH PRODUCTS HEREBY EXPRESSLY DISCLAIMS ANY REPRESENTATION, WARRANTY OR TO MAKE ANY GUARANTEE OR OTHER ASSURANCE OF ANY KIND, EXPRESS OR IMPLIED, ORAL OR WRITTEN, STATUTORY OR OTHERWISE, RELATING TO THE PRODUCT, AND DOES NOT AUTHORIZE ANY OTHER PERSON OR AGENT TO MAKE ANY OTHER EXPRESS WARRANTIES. STATE LAW WILL DETERMINE THE PERIOD OF TIME FOLLOWING THE SALE THAT YOU MAY SEEK A REMEDY UNDER THE IMPLIED WARRANTY OF MERCHANTABILITY OF FITNESS FOR A PARTICULAR PURPOSE. THIS WARRANTY PROVIDES SPECIFIC LEGAL RIGHTS AND YOU MAY HAVE OTHER RIGHTS, WHICH VARY BY STATE.

THE REMEDIES DESCRIBED ABOVE ARE YOUR SOLE AND EXCLUSIVE REMEDIES, AND UNDER NO CIRCUMSTANCES SHALL CINCH PRODUCTS'S LIABILITY EXCEED THE ACTUAL AMOUNT PAID BY YOU FOR THE DEFECTIVE PRODUCT, NOR SHALL CINCH PRODUCTS BE LIABLE FOR ANY CONSEQUENTIAL, SPECIAL, OR INCIDENTAL DAMAGES ARISING OUT OF OR CONNECTED WITH THE PURCHASE OF OR THE USE OF THIS PRODUCT FOR ANY BREACH OF WARRANTY.

THIS WARRANTY IS APPLICABLE ONLY IN THE UNITED STATES.

Warranty cards can be mailed to:  
CINCH Products  
3216 E. Camelback Road #207  
Phoenix, AZ 85018

0422Cato